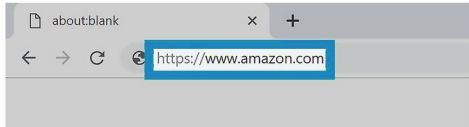


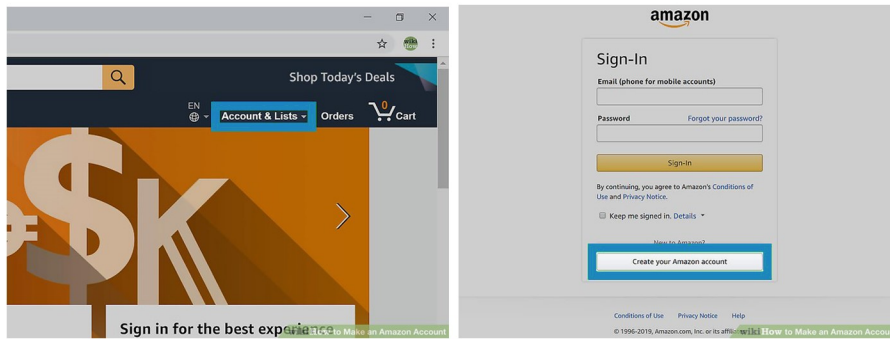
# How to Create an Amazon Account



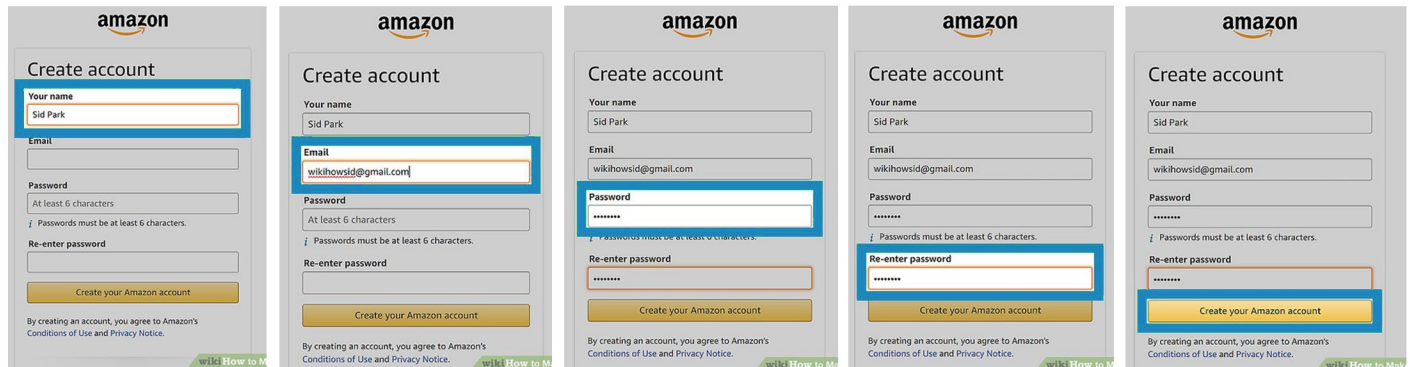
1 Go to <https://www.amazon.com> using a web browser.



2 Click Account & Lists (It's the first tab with bold letters in the upper-right corner) and then click Create Your Amazon Account.



3 Type your name, email address, password and re-enter your password. Then, click Create Your Amazon Account



4 After you register your account, the website displays a page asking you to enter your one-time password. To get the OTP, you will need to check the email account you entered. Enter the One-time password and click Verify.

