



TV Made Better

Welcome to Your New **ClikTV** Service

210 N. Coal Street
Colchester, IL 62326
24/7 Repair Line:
309.776.3214

mdtc.net
309.776.3211
info@mdtc.net

mtccomm.net
309.575.3211
info@mtccomm.net



Finally, TV Made For You

Welcome to TV Made Better. Welcome to **ClikTV**.

This guide shows how to get the most out of your brand new ClikTV experience, including how to get started, browse, search, record, set parental controls, and much more.

Access your favorite live or recorded shows, movies, and sports by downloading the ClikTV app on iOS and Android smartphones and tablets, Amazon Fire TV, Apple TV, Android smart TVs and players (e.g., Nvidia Shield), or by visiting www.cliktv.mtccomm.net on most web browsers.



Table of Contents

Page 1

Introduction

Page 2

Getting Started

Page 3

Channels & Service Guide

Page 4

Highlighted Features

Page 5

Media Players & Remote Guide

Page 6

Using The Guide & FCC Audio Accessibility

Page 7

Browse & Search

Page 8

Set & Manage Recordings & WatchTVEverywhere

Page 9

Parental Controls

Page 10

FAQ

Quick Tips for Getting Started

1

Sign Up

To become a KlikTV customer, call us at 309.575.3211. Once you've signed up, your username and password will be sent to your email. If you forget your password, you can always reset it here:

www.kliktv.mtcomm.net/forgotpassword.

2

Download The App

Easily install the app from the App Store on Apple, Play Store on Android, or by searching for KlikTV on Fire TV's app store. You can also visit www.kliktv.mtcomm.net to watch KlikTV online, just sign-in to the webpage with your username and password.

3

Find Something To Watch

We think you'll like how we've organized KlikTV across *Home, Guide, Shows, Movies, Profile, and Search*. We've consolidated all of the different ways that you can watch your favorite content (live or recorded) so that you don't have to navigate to different parts of the app.

Add-on Features

KlikTV allows you to experience the entertainment you want when you want it. Seamlessly switch from KlikTV to Netflix to Amazon Music all with the *Klik* of a button.

KlikTV does not feature music channels or a local weather channel within the guide, but you can easily download music and weather apps for free on your Fire Stick or Apple TV device. Here are a few of our favorites:

Apps We Recommend



Pluto TV*



IMDb TV

Weather



WeatherNation



AccuWeather

Music



iHeartRadio



Spotify



Pandora



Amazon Music

*Includes all Viacom Channels.



Residential Channel Line-up



HD Channels



View on 3 Devices
Simultaneously



50 DVR Hours



5 Profiles

Basic

\$29.99/mo



McDonough, Fulton, Hancock or Schulyer County

- 2 MTC Community
- 5 WGEM CW
- 7 KHQA CBS
- 9 WIUTV
- 10 WGEM NBC
- 12 WMEC PBS
- 14 WGEM FOX
- 15 KHQA ABC
- 16 WTJR Religious
- 17 Trinity Broadcasting
- 22 EWTN
- 24 QVC
- 25 ShopHQ
- 164 WMEC PBS World
- 165 WMEC Create
- 167 KHQA Comet
- 168 WGEM MeTV

Warren or Henderson County

- 2 MTC Community
- 3 KLJB FOX
- 4 WHBF CBS
- 6 KWQC NBC
- 8 WQAD ABC
- 9 WIUTV
- 11 WQPT PBS
- 13 KGCW CW
- 17 Trinity Broadcasting
- 22 EWTN
- 24 QVC
- 25 ShopHQ
- 26 WQAD MyNetworkTV
- 160 KLJB MeTV
- 162 KWQC Cozi
- 163 WQAD Antenna
- 166 KGCW THIS TV

Choice

\$89.99/mo



- 18 Freeform
 - 19 Lifetime Television
 - 20 Lifetime Movie Network
 - 32 ESPN
 - 34 ESPN2
 - 37 FOX Sports Midwest
 - 41 NBC Sports Chicago
 - 42 Marquee Sports
 - 43 Golf Channel
 - 44 Fox Sports 1
 - 46 NBC Sports Network
 - 48 Big Ten Network
 - 56 CNBC
 - 57 CNN
 - 58 FoxNews Channel
 - 59 Headline News
 - 60 MSNBC
 - 62 National Weather Channel
 - 63 C-SPAN
 - 65 Fox Business Network
 - 70 A&E
 - 73 truTV
 - 75 E!
 - 76 FX
 - 78 FXX
 - 80 Oxygen
 - 81 Syfy
 - 84 TBS
 - 85 TNT
 - 86 USA
 - 87 WGN America
 - 89 Bravo
 - 112 Cartoon Network
 - 113 Disney Channel
 - 114 Hallmark Channel
 - 127 Animal Planet
 - 128 Discovery
 - 129 OWN
 - 133 Investigation Discovery
 - 136 Food Network
 - 137 History
 - 139 HGTV
 - 140 National Geographic
 - 141 TLC
 - 142 Travel Channel
 - 151 AMC
 - 156 MotorTrend
 - 157 Hallmark Movie Channel
- *Includes Basic Channels

Choice+

\$99.99/mo



- 21 Lifetime Real Women
 - 33 ESPN Classic
 - 35 ESPNNews
 - 36 ESPN
 - 38 Fox College Sports-Atlantic
 - 39 Fox College Sports-Central
 - 40 Fox College Sports-Pacific
 - 45 Outdoor Channel
 - 47 NFL Network
 - 53 SEC Network
 - 64 C-SPAN2
 - 71 BBC America
 - 72 FYI
 - 77 GSN
 - 88 WE
 - 98 Great American Country
 - 111 Boomerang
 - 119 Ion Media Networks
 - 121 Disney XD
 - 122 Disney Junior
 - 130 Destination America
 - 131 Discovery Family Channel
 - 132 Science Channel
 - 134 American Heroes
 - 135 DIY
 - 138 Viceland
 - 143 RFD TV
 - 144 The Cowboy Channel
 - 145 National Geographic Wild
 - 152 FX Movie Channel
 - 153 IFC
 - 155 TCM
 - 158 AXS TV
 - 159 HDNet movies
- *Includes Basic & Choice Channels

Premium

SHOWTIME-\$12.99/mo

- 301 SHOWTIME
- 303 SHOWTIME 2
- 305 SHO x BET
- 307 SHOWTIME Next
- 309 SHOWTIME Family Zone
- 311 SHOWTIME Extreme
- 313 SHOWTIME Women
- 315 SHOWCASE
- 317 FLIX
- 321 The Movie Channel
- 323 The Movie Channel Xtra

Package Upgrades

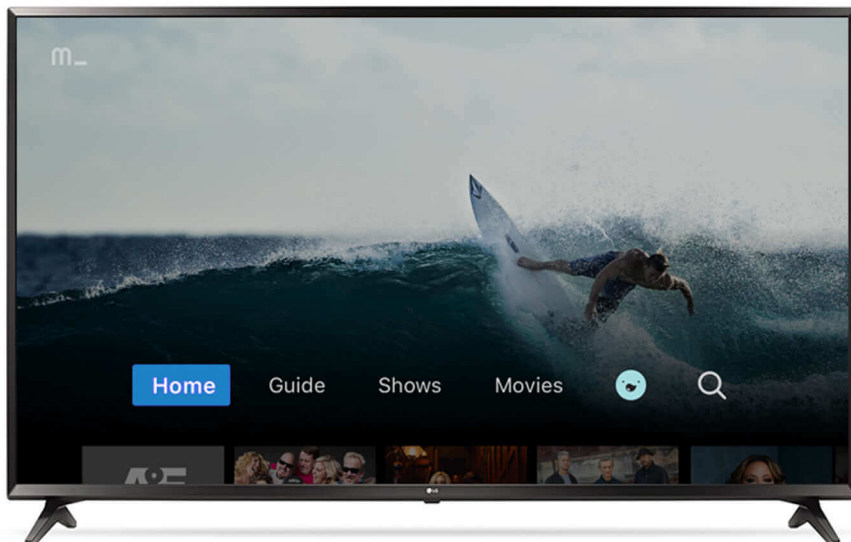
Additional 50 DVR Hour Blocks \$2.99each/mo

Additional Streams \$3.99each/mo

Highlighted Features

ClikTV is a customizable, cloud-enabled, end-to-end streaming video solution. Watch TV how TV should be watched: on any device, any time, no matter where you are. Enjoy up to five customized profiles built around a household member's favorite TV shows and movies all wrapped up in a crystal clear, HD experience.

Plus, get three video streams included in each package and 50 hours of DVR. Keep up with your favorite activities and still not miss your favorite shows. Welcome to the new way to watch and stream TV.



It's quick. It's easy. It's just a *Clik* away.

Finally, TV Made For You



24/7 Support

MTC Communications is here to help. If you're experiencing difficulties with ClikTV, please call 309.575.3211 during business hours, or visit mtccomm.net/clicktv-help or call 309.776.3214 after hours.



Parental Controls

Create a PIN from inside the ClikTV app to enable parental controls. When on, the PIN must be entered each time mature content is played.



Profiles

Each member of the household should create a profile so that ClikTV can start giving you tailored recommendations and help you resume watching your favorite shows and movies.



Out of Home

You can watch your recordings from some of your channels even when you're on the go. You can also set recordings from any device when you're away from home if you forgot to do so the night before.



Voice Control

For most of the ways that you can watch ClikTV on your TV, you'll have voice search and navigation built right into your remote. Try it out a few times to get used to it!



Universal Search

Are you already subscribed to a streaming service like Netflix or Amazon? From voice search to featured content, you'll start to see your content, regardless of what service it comes from, in one place.

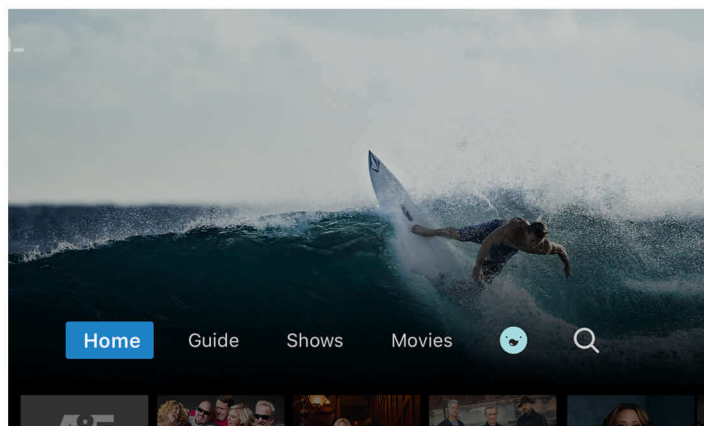
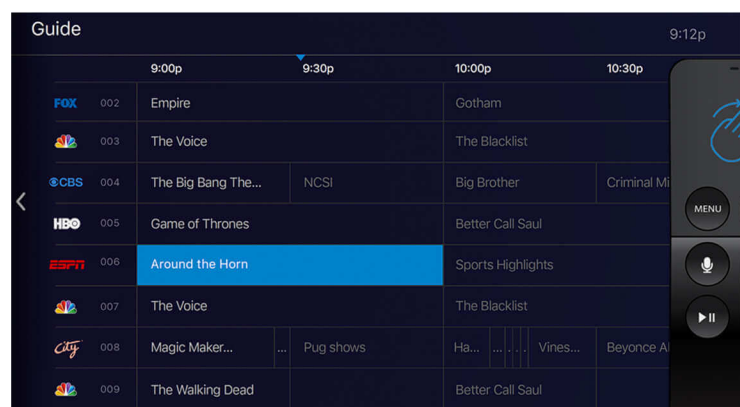
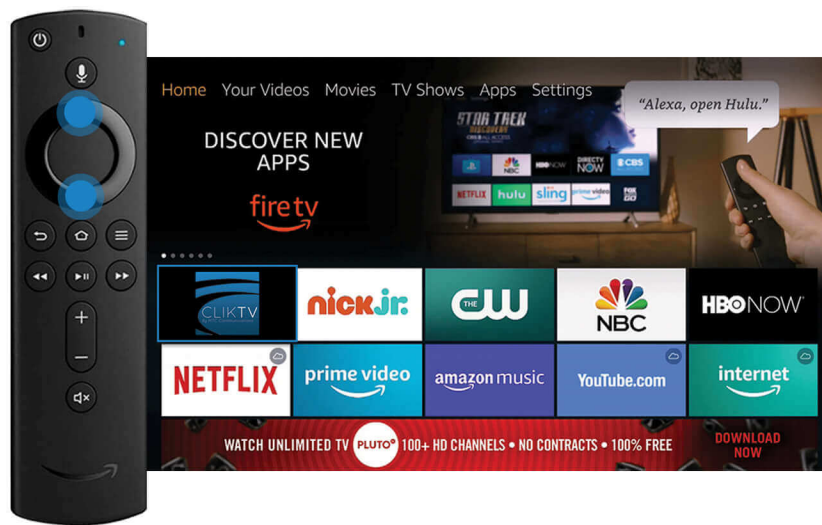
Media Players & Remote Guide

Play, pause, seek, and change channels

When you open the KlikTV app, you'll see our main navigation page. You can open controls to play/pause, seek, and more by pressing the "Select" button on your remote or by using the up and down parts of the circle on your Fire Stick remote. This is how you will also enable closed captions and other accessibility settings.

From our main navigation screen, you can select our GUIDE to view our entire channel library on your KlikTV service. See what shows and movies are playing now, move forward in the guide to see what's scheduled to play in the future, or check out our REPLAY TV, and navigate backwards in the guide up to 72 hours to watch shows you might have missed.

Using the remote, you can change channels within KlikTV by either selecting the up/down buttons, or by swiping left or right on your Apple TV. Select a show to see in-depth episode information, set up recordings—or manage your current recording options—and get a peek at what's on the channel right then with our picture-in-picture browsing. Once you select a show and switch channels, you'll be able to see Recently Watched history when you click on the "Back" button on the Fire Stick remote. Easily navigate between recently-watched channels using these channel picture icons at the bottom of the screen.



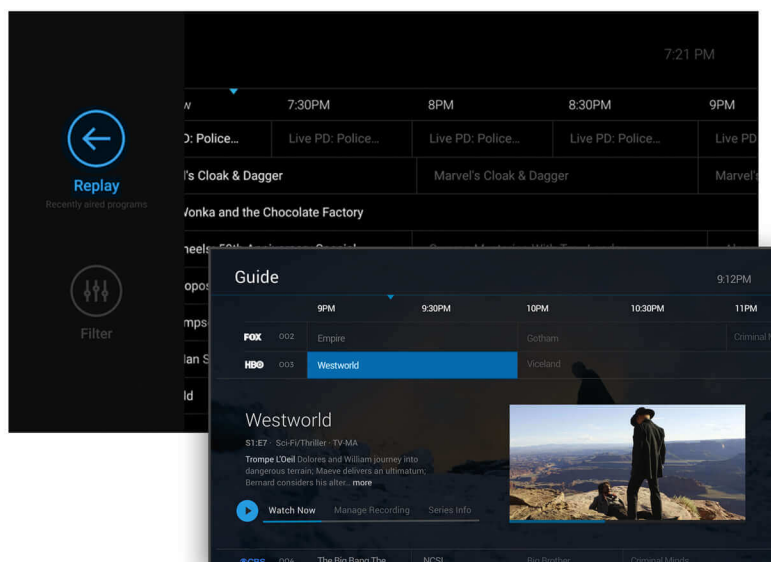
Using The Guide

Browse the Guide

The guide is a channel-based way to browse live and upcoming content. You can “Replay” previously aired content or filter shows by movies, sports, news, kids and more.

When you select a program, you’ll see a quick view with description and other information as well as a mini player. Inside the quick view, you can also set recordings as well as go to the full show or movie details page.

Also, nearly all of the channels store their previously aired content in the KlikTV Cloud, so if you missed your favorite show and forgot to record it, you can navigate backwards up to 72 hours in the guide to watch programs that have already aired.



FCC Audio Accessibility

MobiTV has provided CVAA (Audio Accessibility) compliance for all of our client applications on a 10 foot experience (Android TV, Fire TV, and Apple TV). This feature enables end users with visual impairments to interact and manage the client through audio feedback for all the components and features.

Users on client versions 1.13 and above can turn on the audio guide through their device settings. Once turned on, the feature will provide audio feedback for the following components:

- Login Screen
- Shows
- Buttons
- Alerts
- Main Nav
- Movies
- Actions items
- Transition Overlays
- Home screen
- Inline info modules
- Recordings
- Filters
- EPG
- Content details/descriptions
- Media Player Controls
- Play Options Overlay

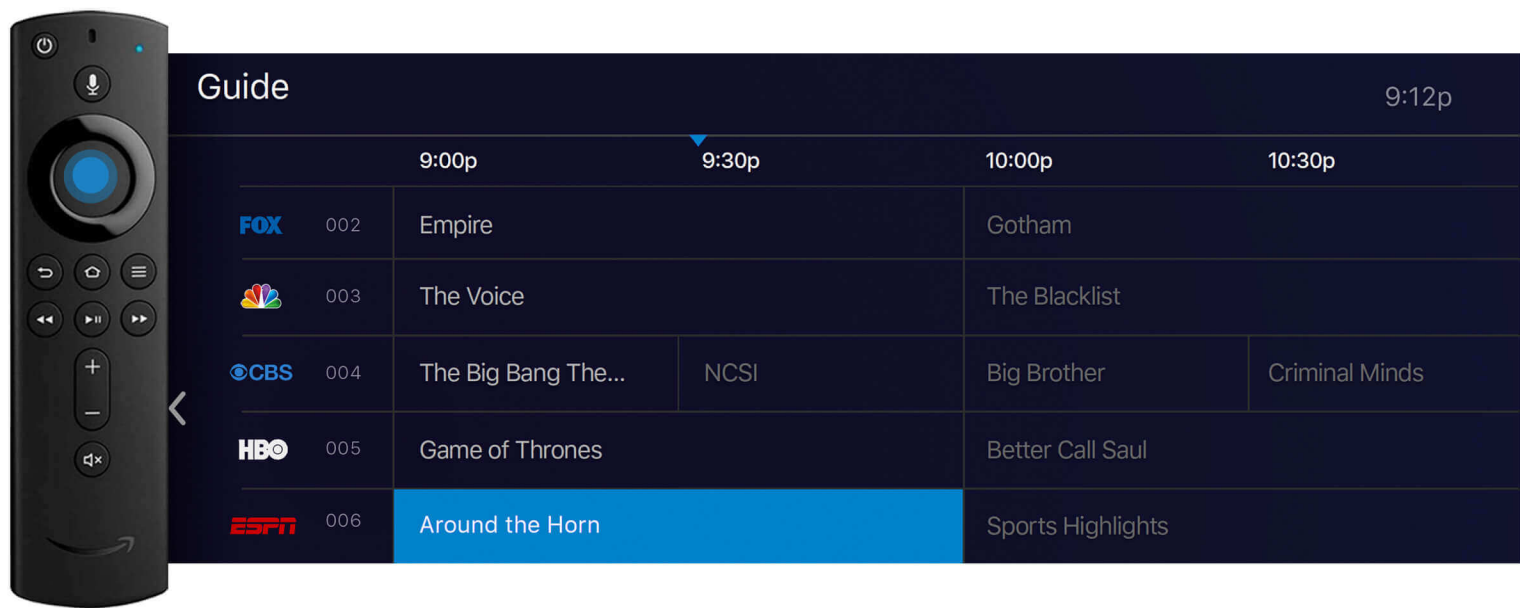
How to turn on Screen Reader for Fire TV/Fire Stick

1. Go to Settings
2. Select Accessibility
3. Select Screen Reader or Voice View
4. Turn on Screen Reader or Voice View
5. Adjust Reading Speed
6. Adjust Volume
7. Adjust Feedback Tone

Browse and Search

Quickly find what you want to watch

We're always trying to help you find stuff you want to watch without having to work too hard to do so. That's why you'll see shows and movies featured across different categories when you visit these pages, including the ability to pick up watching where you left off on previously viewed content, personalized recommendations based off your watch history, hand-picked favorites from our staff as well as top content by genre.



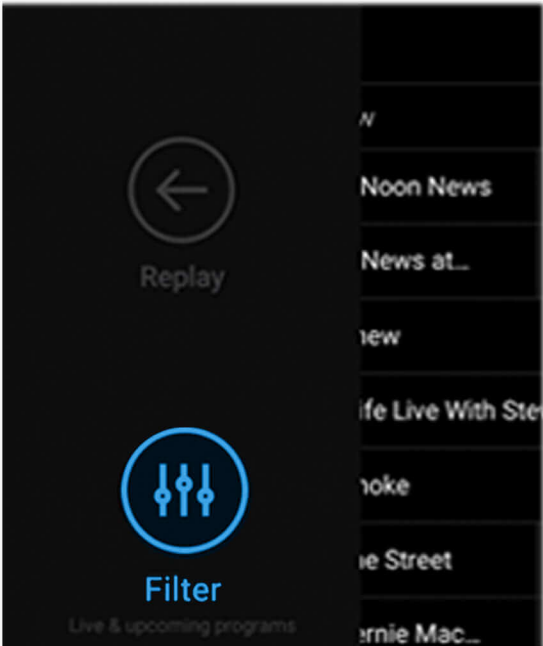
Filtering content by category

Another way to search if you want to search by category is to use the "Filter" feature. From the Title Bar, click on "Guide," then swipe or click left to make the "Filter" feature appear. From there, you can search channels and shows by category, as shown in the picture to the left.

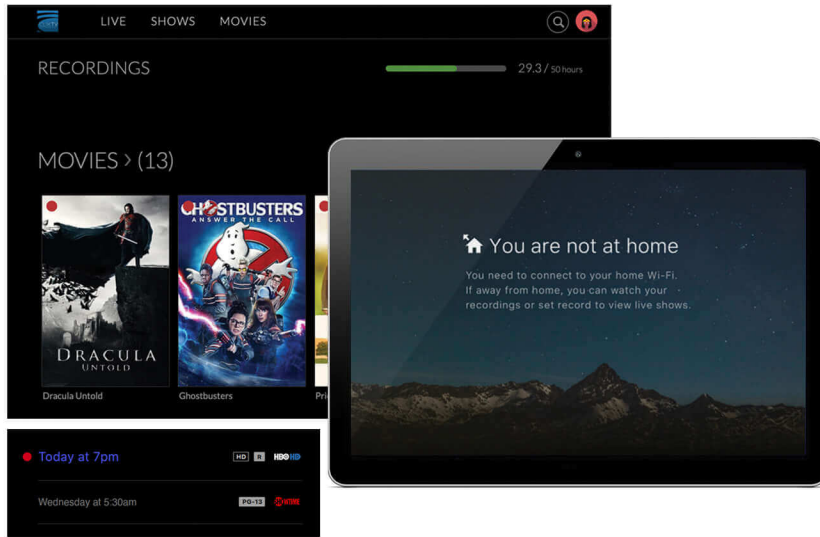
"Filter" only displays TV shows and movies that are currently playing or will be upcoming on channels you're subscribed to. Filters are available when browsing live content on all devices. Once filter is selected, the user will have the option to select from the following categories:

- Sports
- Movies
- News
- Kids

Once a category is selected, the filtered content will populate, sorted by the time it is aired. The list begins with those programs that are currently live.



Set and Manage Recordings



Set it now, watch it later

Inside the quick view as well as the full content details page for any content that is either live or upcoming, you'll be able to set a recording. You can also set a series recording to automatically record new episodes as they air with options to record from only specific channels, only new episodes (no re-runs), and extend the recording time.

From the Profile section, you can also access all of your recordings to either quickly watch, change recording options, or delete recordings if you're running out of space. KlikTV automatically includes 50 hours of recording space. However, if you record a significant amount of content, you can buy more space as needed.

Even though you can only watch live TV at your home, you can watch your recorded shows wherever you go!

Have you signed up for WatchTVEverywhere?

WatchTVEverywhere streams your favorite channels and programming to your tablet, smartphones, laptop, Smart TV, and other devices from anywhere you can receive an Internet signal!

What's cool about WTVE? It's FREE with your MTC video service. There is no extra charge to use it. You only need to have a subscription to the network you want to watch.



WTVE includes channels with live TV and full episodes of current TV programs within days of their premier —For example, WTVE includes live game coverage on NFL Network or WatchESPN. You can also watch premier shows, catch up on an entire season, or go back to previous seasons.

Visit www.watchtveverywhere.com and select McDonough Telephone as your cable service provider from the drop-down menu to start the sign up process!

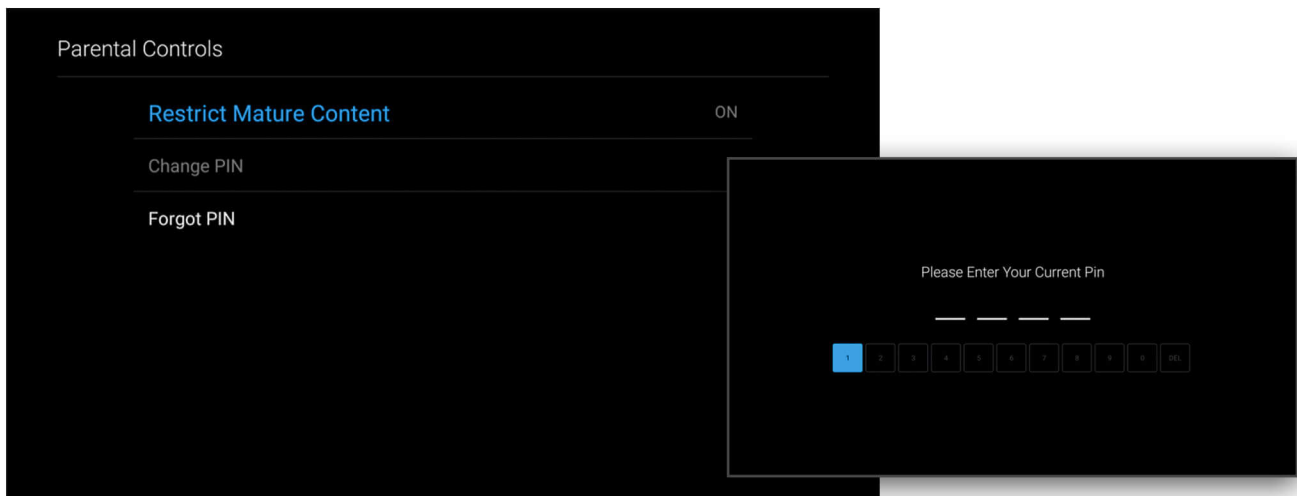
Parental Controls

Monitor Your Content

Parental controls enable users to restrict mature content. When parental controls are enabled, you will need to enter a PIN to play any content with a parental guidance rating of TV-MA, R, NC-17 or NR regardless of the profile.

In order to set up parental controls, you'll need to set up a PIN, which will remain the same until changed. Parental controls take effect on all devices associated with the account.

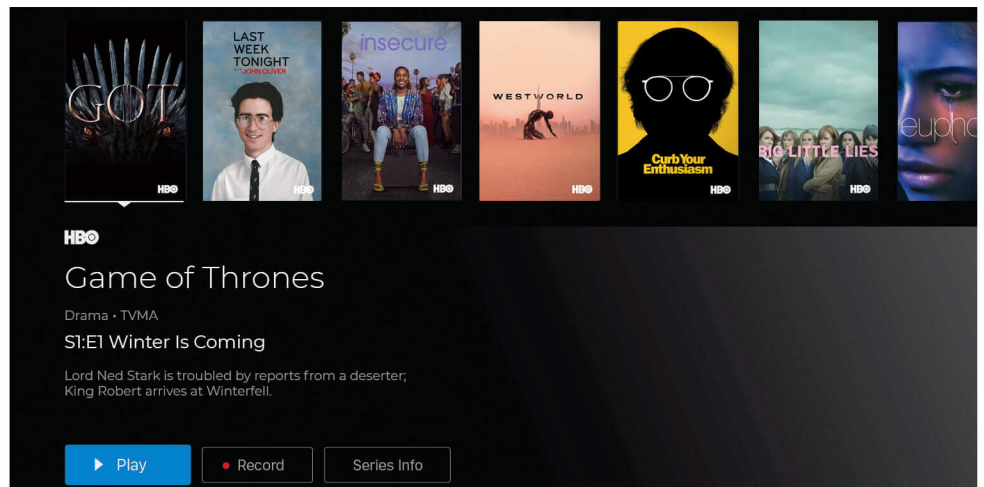
If you forget your PIN, there is an option to select "Forgot Pin." This will bring up the Operator's support number that you may call for assistance.



Episode Information

The "Inline Info Module" provides helpful information about a selected program or movie. This format of information is shown only on TV platforms. Based on the selection, the module displays either as Series or Movie information module. The location of the module on the screen depends on the device being used and the type of media selected across the application.

When a program that is part of a series is selected, the launch screen will display the most current episode at top. If you scroll down, a list of other episodes that are available to either view or record will display. If there are multiple seasons of a program, the top of the episode list will have a menu in which the user can select the desired season.



FAQs

Still have questions? Call our office! 309-776-3211 or 309-575-3211

How do I download the ClikTV app?

The ClikTV app is available on several devices and systems. The most user-friendly platform is the Amazon Fire Stick. We automatically include a Fire Stick with each ClikTV package. You can also download the app from the Apple app store, the Google Play store and the Amazon app store, which means you can download the app directly to your phone, tablet, or computer! The Fire Stick, Apple TV, and Android TV require an HDMI port to plug into your TV.




I missed my favorite show and forgot to record it! How can I watch it?



Don't worry! The Replay feature on ClikTV enables users to watch a previously-aired program, show or movie, even if you didn't record them. Go to your "Guide" and click or swipe left on your remote to get to the "Recently Aired" shows. Scroll through the channels to find the show you're looking for.

What does "Recommended" mean on my SHOWS tab?

ClikTV allows you to have up to five "Profiles" that are tailored to a specific person's viewing preferences. If you're on a specific Profile, the "Recommended" shows and channels are full of content that ClikTV thinks that Profile person would enjoy watching based on his/her viewing history.



Why am I unable to access some of the video content?

If you're searching for a show or a movie, ClikTV might search premium channels (such as Showtime or STARZ) as well as the channels you're currently subscribed to within your video package. If you try to click on a show that's on a channel you aren't currently subscribed too but would like to add that channel, you can call our office to add that channel to your package bill!

What counts towards my number of "devices" that I can use?

With ClikTV, you can watch live TV on up to three devices at one time. If you want to watch live TV on more than three devices at one time, you can add streams for an additional monthly fee. A "device" can be anything from a smart phone or tablet to a TV or laptop.

How can I search for my favorite shows?



There are several ways that a user can look for specific shows. The easiest method to search for a specific show is to go to the "Search" icon on the main Title Bar and use the keyboard (or the voice feature on the Fire Stick) to type or speak your show. Another way to search if you want to search by category is to use the "Filter" feature. From the Title Bar, click on "Guide," then swipe or click left to make the "Filter" feature appear. From there, you can search channels and shows by category, as shown in the picture below.

Visit our ClikTV Help page for more information: mtccomm.net/cliktv-help



Enjoy Your New ClikTV Service



210 N. Coal Street
Colchester, IL 62326
24/7 Repair Line:
309.776.3214

mdtc.net
309.776.3211
info@mdtc.net

mtccomm.net
309.575.3211
info@mtccomm.net